




# AC460

DOOR LEVER



## SPECIFICATIONS

### FINISHES

629 - Polished Stainless  
630 - Satin Stainless

### SERIES

Deconstructive

### MODEL

AC460

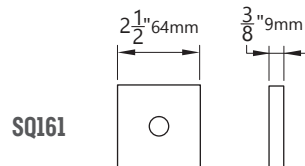
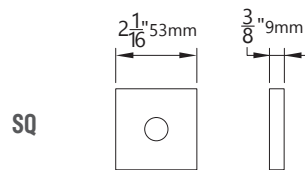
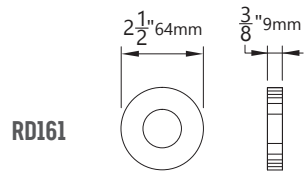
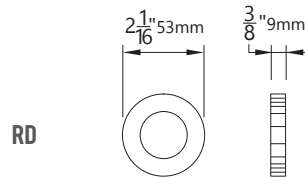
### FUNCTIONS

PA - Passage  
PR - Privacy  
DU - Dummy

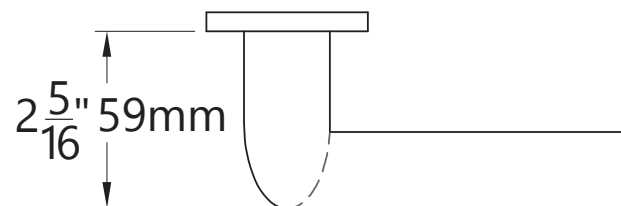
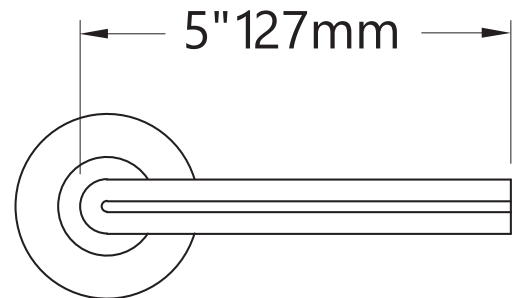
### BACKSETS

2 3/8"  
2 3/4"

## ROSE OPTIONS



## DIMENSIONS



Architectural  
Concepts

O (888) 248 2724  
D (720) 259 5364  
E [info@archconceptsllc.com](mailto:info@archconceptsllc.com)

18505 Longs Way  
Parker, CO 80134

[archconceptsllc.com](http://archconceptsllc.com)

**NOTE:** If installing on an existing 2-1/8" bore, you will need to use the RD161 or SQ161 to cover the face hole properly.