



ARCHITECTURAL
concepts

3/0 x 6/8 - CECO 16GA FRAME

METAL DOOR FRAME

SPECIFICATIONS



PRODUCT: METAL DOOR FRAME

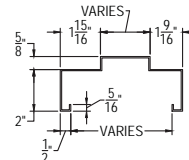
MODEL: 3/0 X 6/8 CECO DOOR FRAME

DIMENSIONS: 40" WIDE X 82.5" TALL X THICKNESS VARIES BASED ON WALL CONSTRUCTION

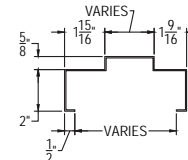
COLOR/FINISH: PER PLAN

ATTRIBUTES:

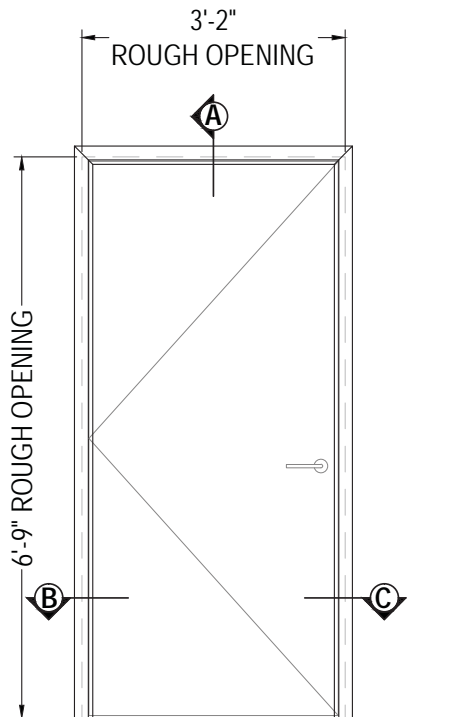
- FRAMES ARE PREPPED FOR STRIKES AND HINGES
- 16 GA GAVENIZED STEEL
- EASY TO INSTALL



DU Series: Intended for renovation slip on drywall frames

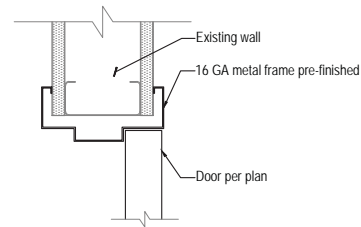


SU Series: Intended for new construction masonry, wood or metal stud walls

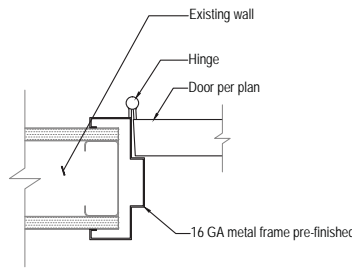


3/0 X 6/8 CECO 16GA DOOR FRAME

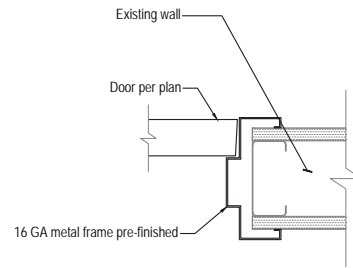
DIMENSIONS



SECTION A - HEADER



SECTION B - HINGE SIDE



SECTION C - STRIKE SIDE



PAGE 1 OF 1
REVISED 2018-05-03